

# SS22A THRU SS220A

## Schottky Rectifier

### Features

- Low power loss
- Ideal for automated placement
- Guardring for overvoltage protection
- Extremely fast switching
- High frequency operation
- High forward surge capability
- Meets MSL level 1, per J-STD-020, LF maximum peak of 260 °C



### Typical Application

For use in low voltage high frequency inverters, freewheeling, DC/DC converters, and polarity protection applications.

### Mechanical Data

- Package: DO-214AC(SMA)  
Molding compound meets UL 94 V-0 flammability rating, RoHS-compliant
- Terminals: Tin plated leads, solderable per J-STD-002 and JESD22-B102
- Polarity: Cathode line denotes the cathode end

### Maximum Ratings (Ta=25°C Unless otherwise specified)

PARAMETER	Symbol	Unit	Conditions	SS							
				22A	24A	26A	28A	210A	215A	220A	
Repetitive Peak Reverse Voltage	V <sub>RRM</sub>	V		20	40	60	80	100	150	200	
Average Forward Current	I <sub>F(AV)</sub>	A	Half-sine wave, Resistance load, Ta(FIG.1)	2.0							
Surge(Nonrepetitive)Forward Current	I <sub>FSM</sub>	A	60HZ sine wave, 1 cycle, Ta=25°C	50							
Current Squared Time	I <sup>2</sup> t	A <sup>2</sup> s	1ms ≤ t < 8.3ms T <sub>J</sub> =25°C, Rating of per diode	10.3							
Thermal Resistance	R <sub>θJ-A</sub>	°C/W	Between junction and case	75							
Storage Temperature	T <sub>stg</sub>	°C		-55 ~ +125				-55 ~ +150			
Junction Temperature	T <sub>j</sub>	°C		-55 ~ +150							

### Electrical Characteristics (Ta=25°C Unless otherwise specified)

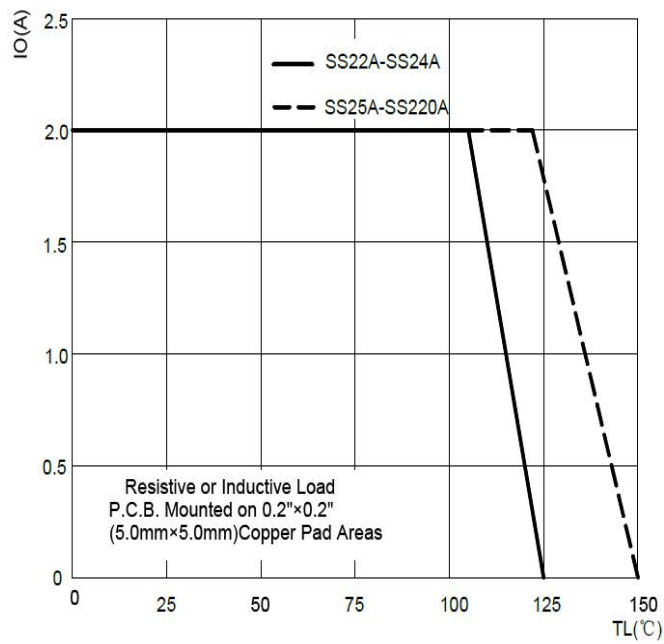
PARAMETER	Symbol	Unit	Conditions	SS							
				22A	24A	26A	28A	210A	215A	220A	
Peak Forward Voltage	V <sub>FM</sub>	V	I <sub>FM</sub> = 2.0A	0.55		0.70		0.85		0.90	
Peak Reverse Current	I <sub>RRM1</sub>	mA	V <sub>RM</sub> = V <sub>RRM</sub>	Ta=25°C		0.5		0.1			
	I <sub>RRM2</sub>			Ta=125°C		10		5			



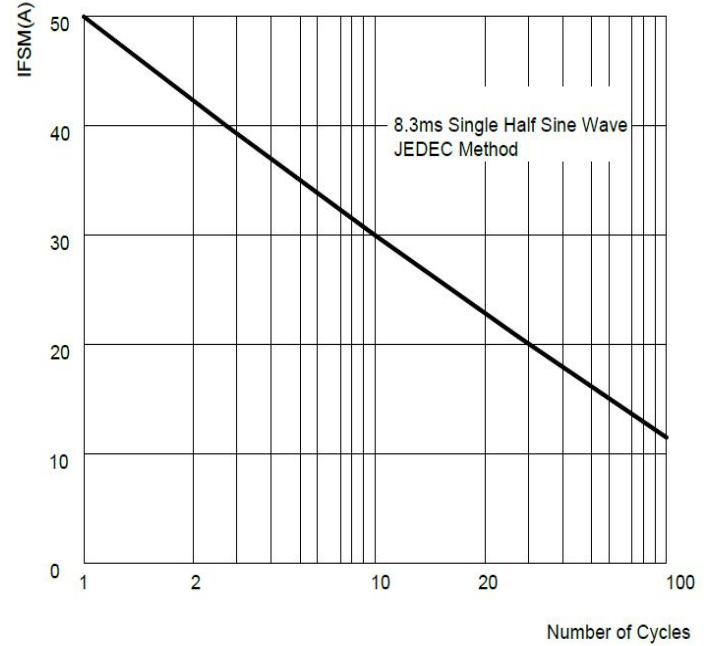
# SS22A THRU SS220A

## ■ Characteristics (Typical)

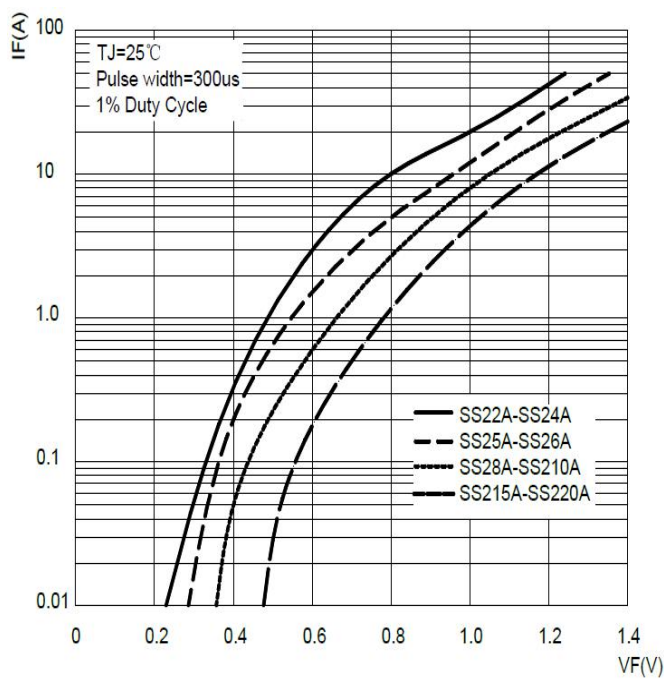
**FIG1: Forward Current Derating Curve**



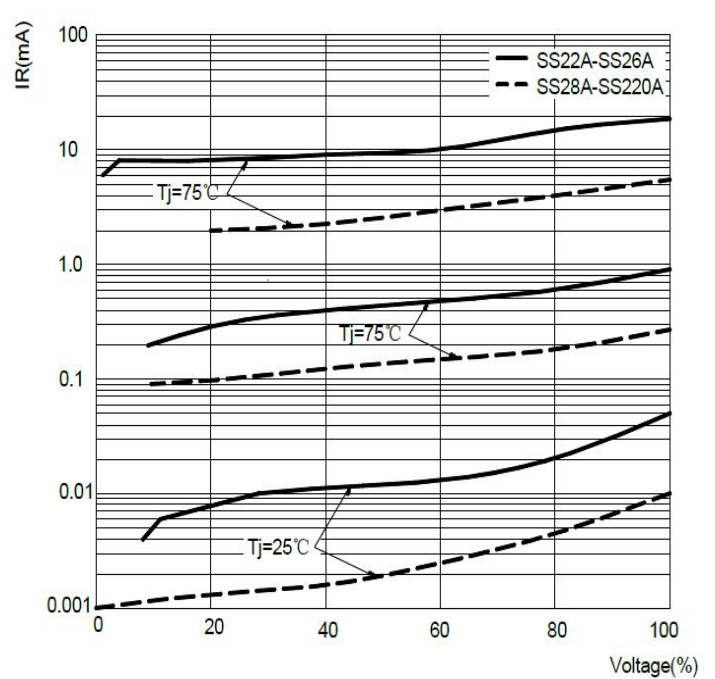
**FIG2: Maximum Non-Repetitive Forward Surge Current**



**FIG3: Typical Forward Characteristics**



**FIG4: Typical Reverse Characteristics**



# SS22A THRU SS220A

## Ordering Information (Example)

PREFERED	PACKAGE CODE	MINIMUM PACKAGE(pcs)	INNER BOX QUANTITY(pcs)	OUTER CARTON QUANTITY(pcs)	DELIVERY MODE
SS22A~SS220A	DO-214AC(SMA)	5000	10000	80000	13" reel
SS22A~SS220A	DO-214AC(SMA)	7500	15000	120000	13" reel

## Outline Dimensions

